

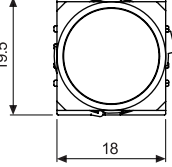
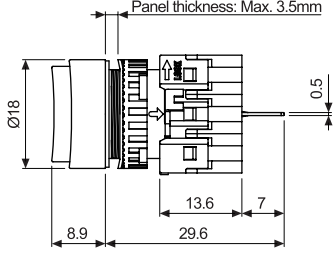
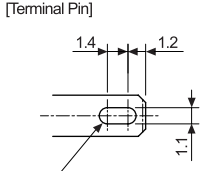


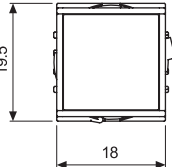
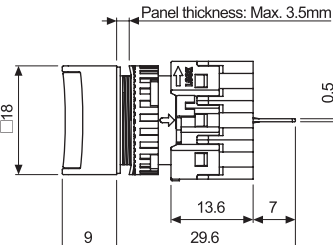
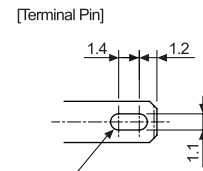
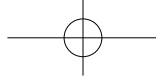





Ø16 Pilot Lights


Ø16 Pilot Lights (L16RR Series)

Type	Appearance	Model	Contact block	LED block
			C contact	DC voltage
Flat round, extended	 L16RR-EY□ 	L16RR-E□5	—	1 (5VDC)
		L16RR-E□12		1 (12VDC)
		L16RR-E□24		1 (24VDC)
※□ indicates color: R , B , G , Y , W ※The light unit and LED blocks are sold separately. (light unit: bold letters, LED block: regular letters) ※The LED color is the same as the control unit.				
• Dimensions (unit: mm) <div style="display: flex; justify-content: space-around; align-items: flex-start;">    </div>				
※For panel cut-out dimensions, please refer to page A-48.				
Type	Appearance	Model	Contact block	LED block
Flat square (half guard), extended	 L16RRS-HG□ 	L16RRS-H□5	—	1 (5VDC)
		L16RRS-H□12		1 (12VDC)
		L16RRS-H□24		1 (24VDC)
※□ indicates color: R , B , G , Y , W ※The light unit and LED blocks are sold separately. (light unit: bold letters, LED block: regular letters) ※The LED color is the same as the control unit.				
• Dimensions (unit: mm) <div style="display: flex; justify-content: space-around; align-items: flex-start;">    </div>				
※For panel cut-out dimensions, please refer to page A-48.				



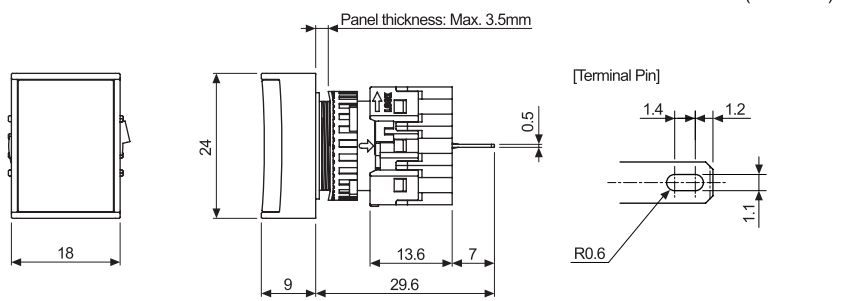
Ø16 Pilot Lights

Type	Appearance	Model	Contact block	LED block
			C contact	DC voltage
Flat rectangular (half guard), extended		L16RRT-H□5	—	1 (5VDC)
		L16RRT-H□12		1 (12VDC)
		L16RRT-H□24		1 (24VDC)



※□ indicates color: **R**, **B**, **G**, **Y**, **W**
 ※The light unit and LED blocks are sold separately.
 (light unit: bold letters, LED block: regular letters)
 ※The LED color is the same as the control unit.

• Dimensions



※For panel cut-out dimensions, please refer to page A-48.

Control Switches

Ø16

Ø22/25

Ø30

□30

Push Button Switches

Round

Square

Rectangular

Selector Switches

Round

Square

Rectangular

Key Selector Switches

Round

Square

Rectangular

Double Push Button Switches

Mushroom-head Push Button Switches

Emergency Switches

Pilot Lights

Accessories

Buzzers